

---

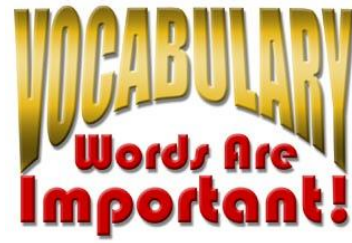
# Multimedia Vocabulary Words

— 1st Quarter —

---

# Multimedia Vocabulary Words

## Group 1



1. Computer
2. Multimedia
3. Desktop
4. Laptop
5. Servers
6. Tablet
7. Mobile phones
8. Game console
9. Pc
10. Mac

- **Word Wizard**
- The teacher divides students into groups. Each student in the group is responsible for learning three new words in the chapter.
- Each “word wizard” is instructed to write the definition of the word in his/her own words as well as draw an illustration of the word.
- After each “word wizard” has completed their task, it their job to come back to their group and teach their peers what they have learned.

# Multimedia Vocabulary Words

## Group 2



1. Binary
2. Bytes
3. Kilobyte
4. Megabyte
5. Internet
6. Domain
7. Internet service provider
8. Url
9. Download
10. Plugin

### 1. Interview a Word

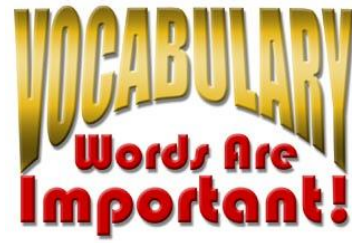
Why not turn vocabulary acquisition into a game? Using the *Interview a Word* strategies, students will review and summarize learning to develop concepts and comprehension.

- Select key words important to understanding a concept or unit.
- Divide class into teams of 2-4 students.
- Give each team a word and list of interview questions.
- Have students “become” the word and write answer to questions.

Without revealing the word, the teacher or a student acts as Interviewer and asks the questions as team members read their written answers. After the interview, the class guesses the word.

# Multimedia Vocabulary Words

## Group 3

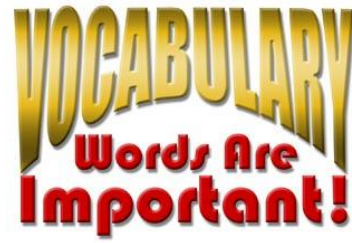


1. Homepage
2. Hypertext
3. Browser
4. Blog
5. Intranet
6. Bandwith
7. Flame
8. Modem
9. Spyware
10. Website
11. WIFI
12. Netiquette

1. Vocabulary Toss
  - Give students the opportunity to shoot some hoops while practicing their vocabulary word identification. Acquire a small suction cup or stand-alone basketball hoop with a spongy ball. Set the hoop up in the class. Select a spot that is a reasonable distance from the hoop and use masking tape to create a free-throw line. Divide the students into teams. Allow one student at a time to step up to the free-throw line. Read a definition to the student and ask him to provide you with the vocabulary word that matches the definition you provided. If he provides the correct vocabulary word, award his team a point. As a reward for providing the right answer, he has the opportunity to shoot for an extra point. If he makes the shot, his team earns a bonus point. Continue through the activity, alternating teams until you are out of words or until one team has reached a predetermined point level.

# Multimedia Vocabulary Words

## Group 4



1. JPG
2. GIF
3. PNG
4. Adobe Photoshop
5. Animation
6. Layers
7. Adobe ImageReady
8. Frames
9. HTML
10. Web Design

### 1. Vocabulary Frames

1. **Top Right Corner:** Write the word's definition
2. **Top Left Corner:** Write the word's opposite and cross it out
3. **Lower Left Corner:** Write a silly sentence that uses the definition of the word
4. **Lower Right Corner:** Draw a graphic to help you visualize the concept

In the Center: Write the word

~~Look Backwards~~

look forward,  
foretelling

PREDICTION  
speak  
(Noun)

Dictator Napoleon  
looked ahead by  
gazing in a crystal  
ball.

